

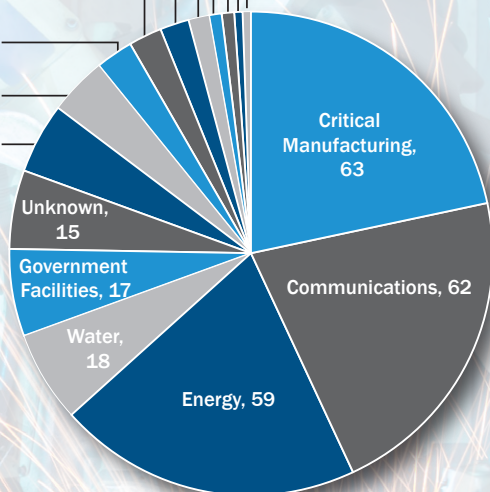


NCCIC

National Cybersecurity and
Communications Integration Center

FY 2016 Incidents by Sector (290 total)

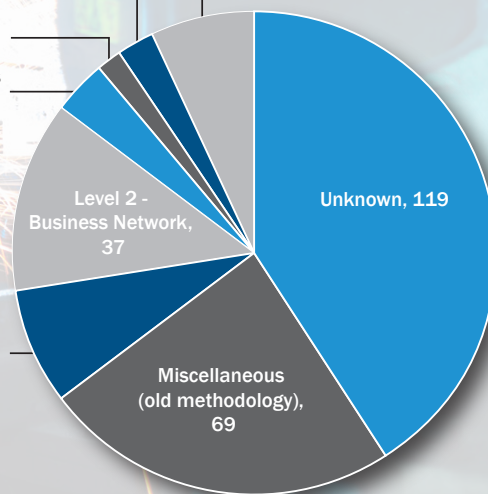
Defense Industrial Base, 1
Financial Services, 2
Emergency Services, 2
Food and Agriculture, 3
Chemical, 4
Commercial Facilities, 5
Nuclear Reactors,
Materials and Waste, 7
Information
Technology, 7
Healthcare and
Public Health, 11
Transportation
Systems, 14
Dams, 0



FY 2016 Incidents by Level of Intrusion (290 total)

Level 6 -
Critical Systems, 20
Level 5 - Critical
Systems Management, 7
Level 4 - Critical
Systems DMZ, 5
Level 3 - Business
Network Management, 10

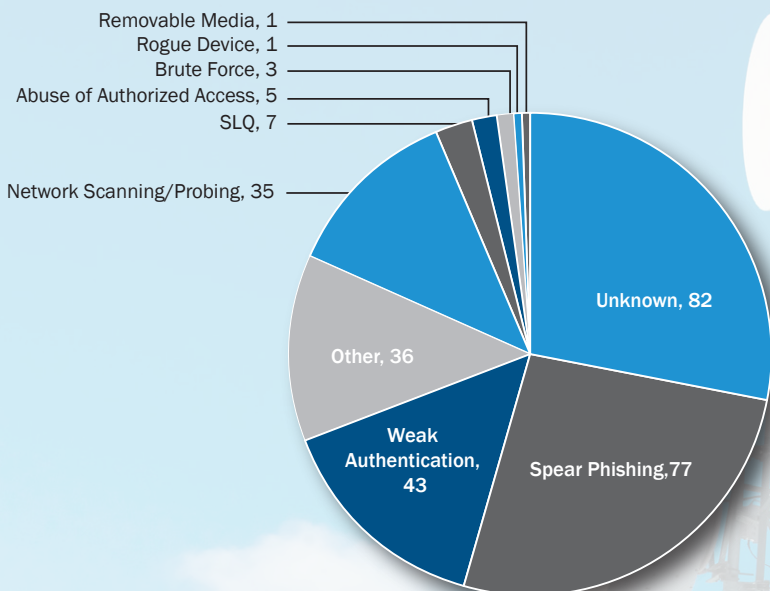
Level 1 -
Business DMZ, 23
Level 7 - Safety Systems, 0
Corporate Intrusion, 0
Control Network Impact, 0
No Network Impact, 0



ICS-CERT
Industrial Control Systems Cyber
Emergency Response Team



FY 2016 Incidents by Threat Vector (290 total)



FY 2016 Incidents by Functional Impact (290 total)

