

RISK AND VULNERABILITY ASSESSMENT (RVA) MAPPED TO THE MITRE ATT&CK® FRAMEWORK

FISCAL YEAR 2021 (FY21)

Risk and Vulnerability Assessment: Upon request, CISA can identify vulnerabilities that adversaries could potentially exploit to compromise security controls. CISA collects data in an on-site assessment & combines it with national threat information to provide customers with a tailored risk analysis report. To schedule a Risk & Vulnerability Assessment or learn more, contact CISAServiceDesk@cisa.dhs.gov.



PHISH AND INTEL CHIPS

“POTENTIAL ATTACK PATH OF KNOWN APT’S”



Initial Access>> Spearphishing Link

Execution>> PowerShell

Persistence>> Valid Accounts

Privilege Escalation>> Process Injection

Defense Evasion>> File and Artifact Obfuscation

Credential Access>> Brute Force Attack

Discovery>> Network Sniffing

Lateral Movement>> Pass the Hash

Collection>> Data from Local Systems

Command and Control>> Non-Standard Ports

Exfiltration>> Archive Collected Data



FY21 RVA RESULTS

MITRE ATT&CK Tactics and Techniques

This page is a breakout of the top 3 most successful techniques in each tactic. The percent noted for each technique represents the success rate for that technique across all RVAs. For example, valid accounts were used to gain initial access in 51.5% percent of the FY21 RVAs

112 Total Number of Assessments

Initial Access



Execution



Persistence



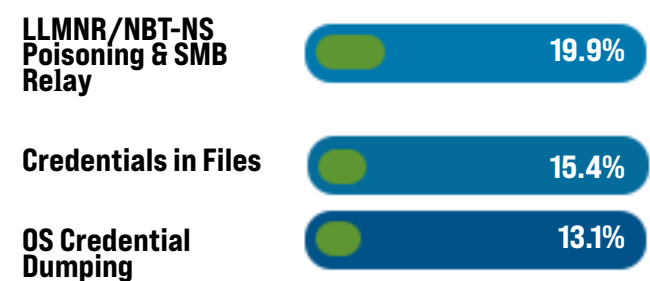
Privilege Escalation



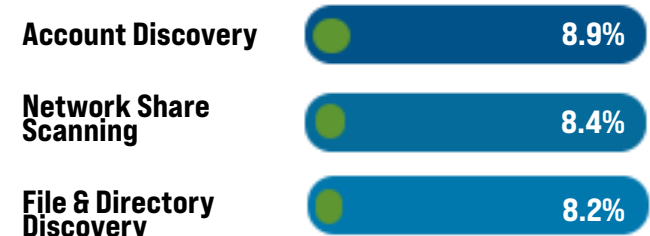
Defense Evasion




Credential Access




Discovery



Lateral Movement



Collection



Command & Control



Exfiltration



In order to help agencies with making data informed risk decisions, CISA may conduct analysis of assessment data and provide this information to our partners. This is one way requesting CISA services can help the broader cybersecurity community gain visibility with vulnerability trends, adversarial activities and, most importantly, effective mitigations that will better protect their networks. Check out all the services available at the [Cyber Resource Hub](#)



RISK AND VULNERABILITY ASSESSMENT (RVA) MAPPED TO THE MITRE ATT&CK® FRAMEWORK

FISCAL YEAR 2021 (FY21)

Risk and Vulnerability Assessment: Upon request, CISA can identify vulnerabilities that adversaries could potentially exploit to compromise security controls. CISA collects data in an on-site assessment & combines it with national threat information to provide customers with a tailored risk analysis report. To schedule a Risk & Vulnerability Assessment or learn more, contact CISAServiceDesk@cisa.dhs.gov.



MITIGATION FOR TOP TECHNIQUES

The top 10 mitigations shown here are widely effective across the top techniques.

M1017 User Training

Train users to be aware of access or manipulation attempts by an adversary to reduce the risk of successful spear-phishing and social engineering.

M1018 User Account Management

Manage the creation, modification, use, and permissions associated to user accounts.

M1021 Restrict Web-Based Content

Restrict or block certain websites.

M1027 Password Policies

Set and enforce secure password policies for accounts.

M1028 Operating System Configuration

Make configuration changes related to the operating system or a common feature of the operating system that result in system hardening against techniques.

M1030 Network Segmentation

Architect sections of the network to isolate critical systems, functions, or resources. Use physical and logical segmentation to prevent access to sensitive systems and information.

M1031 Network Intrusion Prevention

Configure Network Intrusion Prevention systems to block malicious file signatures and file types at the network boundary.

M1038 Execution Prevention

Block execution of code on a system.

M1041 Encrypt Sensitive Information

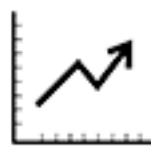
Use strong encryption mechanisms to protect sensitive data.

M1042 Disable or Remove the Feature or Program

Remove or deny access to unnecessary and potentially vulnerable software to prevent abuse by adversaries.

M1057 Data Loss Prevention

Use a data loss prevention (DLP) strategy to categorize sensitive data, identify data formats indicative of personally identifiable information (PII), and restrict exfiltration of sensitive data.



FY21 RVA RESULTS

MITRE ATT&CK Tactics and Techniques

The percent noted for each technique represents the success rate for that technique across all RVAs. For example, valid accounts were used to gain initial access in 51.5% of the FY21 RVAs

112 Total Number of Assessments

Initial Access

- 51.5% Valid Accounts
- 36.0% Spearphishing Link
- 5.1% Spearphishing Attachment
- 2.2% Exploit Public-Facing Application
- 1.5% External Remote Services
- 1.5% Drive-by Compromise
- 1.5% Trusted Relationship
- 0.7% Spearphishing via Service

Execution

- 12.7% Mshta
- 12.4% PowerShell
- 1.0% Windows Management Instrumentation
- 9.3% Command and Scripting Interpreter
- 6.9% User Execution
- 6.2% Windows Remote Management
- 5.2% Rundll32
- 4.8% Remote Services
- 4.5% Service Execution
- 4.1% Scripting
- 4.1% Command-Line Interface
- 2.4% Native API
- 2.1% Windows Command Shell

- 1.7% Exploitation for Client Execution
- 1.4% Compiled HTML File
- 1.4% Regsvr32
- 1.4% Execution Through API
- 1.0% Third-Party Software
- 1.0% Malicious Link
- 1.0% LSASS Driver
- 0.7% Scheduled Task/Job
- 0.7% Trusted Developer Utilities
- 0.7% Control Panel

- 0.7% Identify Vulnerabilities in Third-Party Software Libraries
- 0.7% Spearphishing Link
- 0.3% AppleScript
- 0.3% CMSTP
- 0.3% Malicious Attachment
- 0.3% Signed Binary Proxy Execution
- 0.3% GUI Input Capture
- 0.3% InstallUtil

Persistence

- 72.0% Valid Accounts
- 6.0% Account Manipulation
- 5.0% Create Account
- 4.0% Windows Service
- 3.0% Web Shell
- 3.0% LSASS Driver
- 2.0% Scheduled Task/Job
- 2.0% External Remote Services
- 1.0% Boot or Logon Initialization Scripts
- 1.0% Credential API Hooking
- 1.0% Services File Permissions Weakness

Privilege Escalation

- 47.4% Valid Accounts
- 19.7% Process Injection
- 16.4% Access Token Manipulation
- 4.6% Exploitation for Privilege Escalation
- 3.9% Bypass User Account Control

- 2.6% Windows Service
- 2.0% Web Shell
- 1.3% Scheduled Task/Job
- 0.7% Credential API Hooking
- 0.7% Token Impersonation/ Theft
- 0.7% Services File Permissions Weakness

Defense Evasion

- 25.0% Valid Accounts
- 13.4% Mshta
- 10.4% Process Injection
- 8.7% Access Token Manipulation
- 5.2% Rundll32
- 4.9% Web Service
- 4.5% Obfuscated Files or Information
- 4.2% Scripting
- 2.8% Command and Scripting Interpreter
- 2.1% Process Hollowing
- 2.1% Bypass User Account Control
- 2.1% File Deletion
- 1.7% DLL Side-Loading
- 1.4% Subvert Trust Controls: Code Signing
- 1.4% Compiled HTML File
- 1.4% Regsvr32
- 1.4% Disable or Modify Tools
- 1.0% Deobfuscate/Decode Files or Information
- 1.0% Code Signing
- 0.7% Compile After Delivery
- 0.7% Trusted Developer Utilities
- 0.7% Control Panel
- 0.7% Virtualization/Sandbox Evasion
- 0.7% Software Packing
- 0.3% CMSTP
- 0.3% Signed Binary Proxy
- 0.3% InstallUtil
- 0.3% Execution Guardrails
- 0.3% Windows Service
- 0.3% Hidden Window

Credential Access

- 19.9% LLMNR/NBT-NS Poisoning and SMB Relay
- 15.4% Credentials in Files
- 13.1% OS Credential Dumping
- 11.1% Kerberoasting
- 10.1% Network Sniffing
- 7.5% Credential Dumping
- 6.2% Input Capture
- 2.9% Brute Force
- 2.3% Password Guessing
- 2.3% Credentials in Registry
- 2.0% Account Manipulation
- 2.0% Forced Authentication
- 1.6% Password Cracking
- 1.6% Exploitation for Credential Access
- 0.3% Process Injection
- 0.3% Process Injection: Process Hollowing
- 0.3% Input Capture: Credential API Hooking
- 0.3% Vaild Accounts
- 0.3% Private Keys
- 0.3% Modify Authentication Process

Discovery

- 8.9% Account Discovery
- 8.4% Network Share Discovery
- 8.2% File and Directory Discovery
- 8.0% Password Policy Discovery
- 7.8% Network Service Scanning
- 5.8% Remote System Discovery
- 5.7% Permission Groups Discovery
- 5.4% System Information Discovery
- 5.2% Process Discovery
- 4.8% System Owner/User Discovery
- 4.5% System Network Connections Discovery
- 4.5% Domain Trust Discovery
- 4.4% Network Sniffing
- 4.2% Security Software Discovery

- 4.1% System Service Discovery
- 4.0% System Network Configuration Discovery
- 2.5% Query Registry
- 1.2% System Time Discovery
- 1.1% Browser Bookmark Discovery
- 0.7% Peripheral Device Discovery
- 0.4% Application Window Discovery
- 0.3% Virtualization/Sandbox Evasion

Lateral Movement

- 27.3% Pass the Hash
- 17.5% Remote Desktop Protocol
- 16.5% SMB/Windows Admin Shares
- 9.8% Remote Services
- 9.3% Windows Remote Management
- 5.7% Exploitation of Remote Services
- 3.6% Ingress Tool Transfer
- 3.6% Remote File Copy
- 2.1% Pass the Ticket
- 1.5% Third-Party Software
- 1.0% Identify Vulnerabilities in Third-Party Software Libraries
- 0.5% Distributed Component Object Model
- 0.5% Boot or Logon Initialization Scripts
- 0.5% AppleScript
- 0.5% Taint Shared Content

Collection

- 33.1% Data From Network Shared Drive
- 28.1% Data From Local System
- 13.2% Input Capture
- 10.3% Screen Capture
- 4.4% Automated Collection
- 4.4% Email Collection

- 3.7% Data From Information Repositories
- 1.5% Data From Removable Media
- 0.5% Audio Capture

Command & Control

- 15.3% Non-Standard Port
- 13.9% Data Obfuscation
- 12.9% Application Layer Protocol
- 8.9% Commonly Used Port
- 8.9% Data Encoding
- 7.4% Web Service
- 7.4% Encrypted Channel
- 6.9% Commonly Used Port
- 4.5% Remote Access Software
- 3.5% Ingress Tool Transfer
- 3.5% Remote File Copy
- 2.5% Proxy
- 2.5% Non-Application Layer Protocol
- 1.5% Standard Non-Application Layer Protocol
- 0.5% Multi-hop Proxy

Exfiltration

- 65.6% Exfiltration Over C2 Channel
- 11.5% Exfiltration Over Alternative Protocol
- 8.2% Automated Exfiltration
- 3.3% Data Encrypted
- 4.9% Archive Collected Data
- 4.9% Data Compressed
- 1.6% Exfiltration Over Network Medium

