

CAUTION!

- Do not touch suspicious item
- Notify proper Authorities - Call 911
- Ensure all witnesses are available to brief 1st responders
- Recommended stand-off data should be used in conjunction with your emergency evacuation plan

Preferred Evacuation Distance

Shelter-in-Place-Zone
Move to Preferred Evacuation Distance.
If unable, seek shelter inside of building away from windows and exterior walls

Mandatory Evacuation Distances
inside and outside of buildings.
Proceed to Preferred Evacuation Distances.












Sources: Cybersecurity and Infrastructure Security Agency (CISA), Office for Bombing Prevention, Arlington, VA; FBI Counter-IED Unit, Quantico, VA; Technical Support Working Group, Arlington, VA

BOMB THREAT STAND-OFF CARD

OFFICE FOR BOMBING PREVENTION



Threat Description		Explosives Capacity	Mandatory Evacuation Distance	Shelter-in-Place Zone	Preferred Evacuation Distance
 Pipe Bomb		5 lbs	70 ft	71-1199 ft	+1200 ft
 Suicide Bomber		20 lbs	110 ft	111-1699 ft	+1700 ft
 Briefcase/Suitcase		50 lbs	150 ft	151-1849 ft	+1850 ft
 Car		500 lbs	320 ft	321-1899 ft	+1900 ft
 SUV/Van		1,000 lbs	400 ft	401-2399 ft	+2400 ft
 Small Delivery Truck		4,000 lbs	640 ft	641-3799 ft	+3800 ft
 Container/Water Truck		10,000 lbs	860 ft	861-5099 ft	+5100 ft
 Semi-Trailer		60,000 lbs	1570 ft	1571-9299 ft	+9300 ft

DEFEND TODAY, SECURE TOMORROW